

Imperatives – Worksheets (Primary)

Lesson 3 Writing Procedures

POON, Ka Chun Jason; LEE, Fung King Jackie







The Education University of Hong Kong

Worksheet 1: Make a paper plate clock

Name: _____ Class: _____ () Date: _____

When you are observing how your teacher makes a paper plate clock, do the following:

1. Fill in the blanks with the correct words for the materials used; and
2. Write down the steps of making the clock.

A paper plate clock		
<u>Materials (What you need)</u>		
		
two paper _____	foam _____	_____ paper
		
a _____ stick	a _____	a paper _____
<u>Steps (What to do)</u>		
1. _____		
2. _____		
3. _____		
4. _____		
5. _____		

Source: <http://www.pbs.org/parents/crafts-for-kids/make-your-own-clock/>

Worksheet 2: Make your own thing

Name: _____ Class: _____ () Date: _____

You have learned how to make a paper plate clock. What else can you make? It is now your turn to teach us how to make it!

Write down the materials and steps required for making it.

You can surf the Net to find some information, if needed.

Materials:

- _____
- _____
- _____
- _____
- _____
- _____
- _____

Draw your product here OR
Put a photo of it here.

Steps:

1. _____
2. _____
3. _____
4. _____
5. _____
6. _____